

EAST WEST BANKING CORPORATION
**EASTWEST PESO MONEY MARKET FUND
 KEY INFORMATION AND INVESTMENT DISCLOSURE STATEMENT**
For the Month 30 July 2020
FUND FACTS

Classification:	Peso Money Market	Net Asset Value per Unit (NAVPU):	P1,383.0069
Launch Date:	1 March 2007	Total Fund NAV:	P362.866 million
Min. Initial Investment:	P10,000	Dealing Day:	Daily, up to 12 noon
Min. Additional Investment:	P1,000	Redemption Settlement:	Next banking day from date of redemption
Min. Holding Period:	None	Early Redemption Charge:	Not Applicable
Applicable Tax:	20% Final Tax	Valuation:	Marked-to-Market

FEES*

Trustee Fee: 0.021534% EastWest Bank – TAMG	Custodianship Fee: 0.000000% HSBC	External Audit Fee: 0.000000% SGV	Other Fees: 0.000000%
--	--	--	--------------------------

*Ratio of expense to the quarter's average daily net asset value.

INVESTMENT OBJECTIVE AND STRATEGY

The Fund aims to provide its participants with enhanced yields for their short-term liquidity needs by investing in a portfolio of bank deposits with maximum time to maturity of twelve months. The Fund's benchmark is 100% Philippine 30-Day Special Savings Rate (net of withholding tax).

CLIENT SUITABILITY

A client profiling process should be performed prior to participating in the Fund to guide the prospective investor if the Fund is suited to his/her investment objectives and risk tolerance. Clients are advised to read the Declaration of Trust/Plan Rules of the Fund, which may be obtained from the Trustee, before deciding to invest.

The Fund is suitable for investors who:

- Have a conservative risk appetite
- Are looking for current income over an investment time horizon of at least thirty days

KEY RISKS AND RISK MANAGEMENT

You should not invest in this Fund if you do not understand or are not comfortable with the accompanying risks.

- Investors may not get back the value of their original investment upon redemption.
- The value of the Fund may rise or fall. You may lose some or all of your investment depending on the performance of the underlying securities. Factors that may affect the performance of these securities include, without limitation, market risks, fluctuations in interest rates, political instability, exchange controls, changes in taxation and foreign investment policies. Some of the key risks associated with the Fund are described below:
 - Inflation risk – Potential or actual loss of purchasing power arising from the inability of the Fund's return to keep pace with the rate of increase of the prices of goods and services.

- ❖ **THE UIT FUND IS NOT A DEPOSIT AND IS NOT INSURED BY THE PHILIPPINE DEPOSIT INSURANCE CORPORATION (PDIC)**
- ❖ **THE RETURNS CANNOT BE GUARANTEED AND HISTORICAL NAVPU IS FOR ILLUSTRATION OF NAVPU MOVEMENTS / FLUCTUATIONS ONLY**
- ❖ **WHEN REDEEMING, THE PROCEEDS MAY BE WORTH LESS THAN THE ORIGINAL INVESTMENT AND ANY LOSSES WILL BE SOLELY FOR THE ACCOUNT OF THE CLIENT**
- ❖ **THE TRUSTEE IS NOT LIABLE FOR ANY LOSS UNLESS UPON WILLFUL DEFAULT, BAD FAITH OR GROSS NEGLIGENCE**

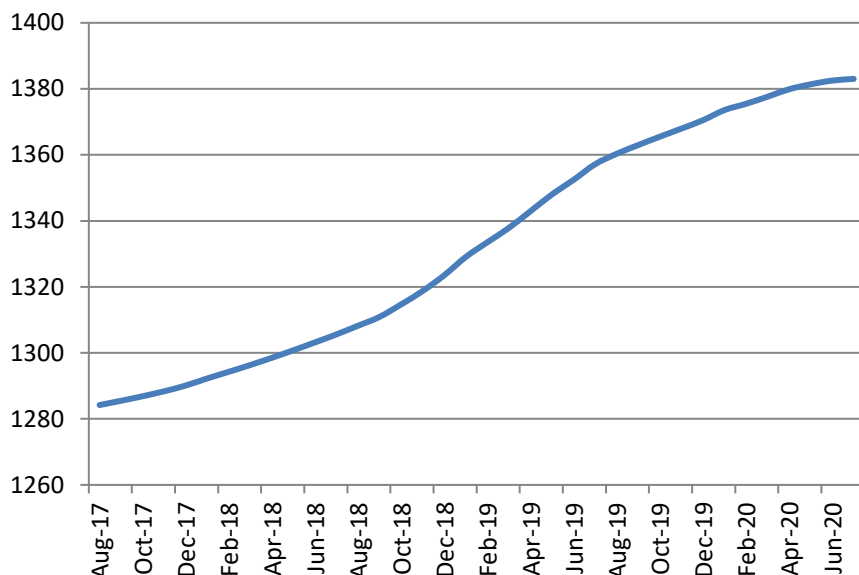
- Credit risk – Potential or actual losses arising from inability of borrower to pay principal and/or interest on deposits in a timely manner.
- Reinvestment risk – Potential or actual losses from reinvesting interest earnings at a rate lower than the original investment.

These are the principal risk factors which may affect the performance of the Fund. If you would like more information before you invest, please consult the most recent Declaration of Trust (DOT). The rights and duties of the investor are in the DOT.

- The Fund aims to prevent loss of principal at all times by staying invested in deposits only.

FUND PERFORMANCE AND STATISTICS AS OF 30 JULY 2020 (Purely for reference purposes and is not a guarantee of future results)

NAVPU Graph



NAVPU over the past 12 months

Highest	1,383.0069
Lowest	1,357.2854

Key Statistics

Weighted Ave. Duration	0.04
Volatility, Past 1 Year*	0.000075
Sharpe Ratio**	-3.40
Information Ratio***	NA

Portfolio Composition (%)

Deposits in Own Bank	13.55
Deposits in Other Banks	86.45
Total	100.00

Top Five Holdings (%)

TD - Other Bank	14.98
TD - Other Bank	14.28
TD - Other Bank	14.11
TD - Other Bank	13.87
TD - Own Bank	13.26

	Cumulative Return			Annualized Return	
	1Mo	YTD	1Yr	3Yrs	5Yrs
Fund	0.04%	0.91%	1.90%	2.54%	2.15%
Benchmark***	NA	NA	NA	NA	NA

*Volatility measures the degree to which the Fund fluctuates on a daily basis vis-à-vis its average return over a period of time.

**Sharpe Ratio is used to characterize how well the return of a Fund compensates the investor for the level of risk taken. The higher the number, the better.

***Information Ratio measures reward-to-risk efficiency of the portfolio relative to the benchmark. The higher the number, the higher the reward per unit of risk.

****Benchmark PSAVAVE Index stopped publication at the start of the year.

OTHER DISCLOSURES

RELATED PARTY TRANSACTIONS. The Fund has deposit placements with EastWest Bank amounting to P46.403 million and EW Rural Bank amounting to P1.002 million. The investment outlets were approved by the Board of Directors. All related party transactions are conducted on a best execution and arm's length basis.

OUTLOOK AND STRATEGY. The Fund will maintain its capital preservation mandate by investing mainly in high-yield bank deposits and special savings accounts.

PROSPECTIVE INVESTMENTS. The Fund's prospective investments, depending on availability and market development, may include bank term deposits, and special savings accounts.

EastWest Bank – Trust and Asset Management Group, 3F EastWest Corporate Center, 5th Avenue corner 23rd St., Bonifacio Global City, Taguig City | Telephone Numbers: (02) 85753888 local 3020/3037 | Website: www.eastwestbanker.com. For inquiries or complaints, you may contact EastWest Bank through our 24/7 Customer Service Hotline 8888-1700.

EAST WEST BANKING CORPORATION
**EASTWEST PESO SHORT TERM FUND
 KEY INFORMATION AND INVESTMENT DISCLOSURE STATEMENT**
For the Month 30 July 2020
FUND FACTS

Classification:	Peso Money Market	Net Asset Value per Unit (NAVPU):	P112.0630
Launch Date:	1 June 2016	Total Fund NAV:	P739.481 million
Min. Initial Investment:	P10,000	Dealing Day:	Daily, up to 12 noon
Min. Additional Investment:	P1,000	Redemption Settlement:	Next banking day from date of redemption
Min. Holding Period:	None	Early Redemption Charge:	Not Applicable
Applicable Tax:	20% Final Tax	Valuation:	Marked-to-Market

FEES*

Trustee Fee: 0.021356% EastWest Bank – TAMG	Custodianship Fee: 0.004656% HSBC	External Audit Fee: 0.000000% SGV	Other Fees: 0.000000%
--	--	--	--------------------------

*Ratio of expense to the quarter's average daily net asset value.

INVESTMENT OBJECTIVE AND STRATEGY

The Fund aims to provide its participants liquidity and stable income derived from diversified portfolio of fixed income instruments. The Fund's benchmark is the Bloomberg Philippine Sovereign Bond Index Money Market.

CLIENT SUITABILITY

A client profiling process should be performed prior to participating in the Fund to guide the prospective investor if the Fund is suited to his/her investment objectives and risk tolerance. Clients are advised to read the Declaration of Trust/Plan Rules of the Fund, which may be obtained from the Trustee, before deciding to invest.

The Fund is suitable for investors who:

- Have a moderate risk appetite
- Are looking for stable income over an investment time horizon of at least thirty days

KEY RISKS AND RISK MANAGEMENT

You should not invest in this Fund if you do not understand or are not comfortable with the accompanying risks.

- Investors may not get back the value of their original investment upon redemption.
- The value of the Fund may rise or fall. You may lose some or all of your investment depending on the performance of the underlying securities. Factors that may affect the performance of these securities include, without limitation, market risks, fluctuations in interest rates, political instability, exchange controls, changes in taxation and foreign investment policies. Some of the key risks associated with the Fund are described below:
 - Market risk – Potential or actual losses arising from adverse changes in market prices of securities.
 - Inflation risk – Potential or actual loss of purchasing power arising from the inability of the Fund's return to keep in pace with the rate of increase of the prices of goods and services.

- ❖ **THE UIT FUND IS NOT A DEPOSIT AND IS NOT INSURED BY THE PHILIPPINE DEPOSIT INSURANCE CORPORATION (PDIC)**
- ❖ **THE RETURNS CANNOT BE GUARANTEED AND HISTORICAL NAVPU IS FOR ILLUSTRATION OF NAVPU MOVEMENTS / FLUCTUATIONS ONLY**
- ❖ **WHEN REDEEMING, THE PROCEEDS MAY BE WORTH LESS THAN THE ORIGINAL INVESTMENT AND ANY LOSSES WILL BE SOLELY FOR THE ACCOUNT OF THE CLIENT**
- ❖ **THE TRUSTEE IS NOT LIABLE FOR ANY LOSS UNLESS UPON WILLFUL DEFAULT, BAD FAITH OR GROSS NEGLIGENCE**

- Credit risk – Potential or actual losses arising from inability of borrower to pay principal and/or interest on deposits in a timely manner.
- Reinvestment risk – Potential or actual losses from reinvesting interest earnings at a rate lower than the original investment.

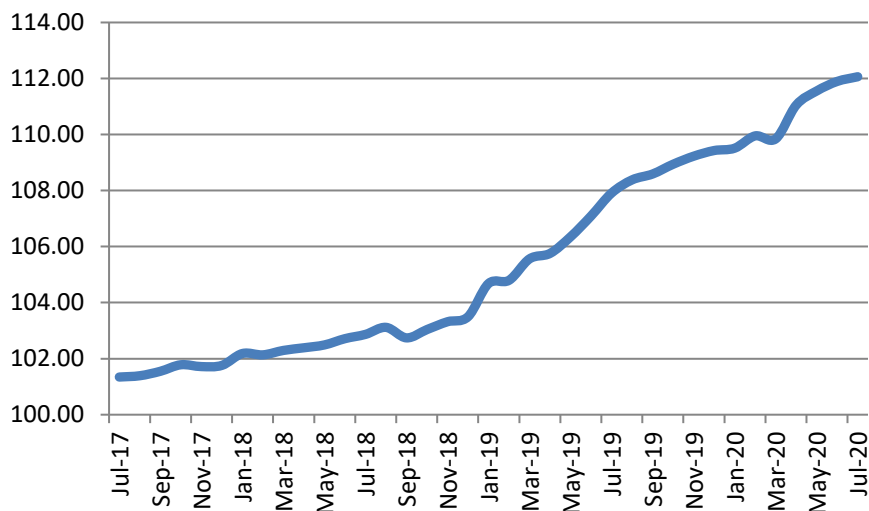
These are the principal risk factors which may affect the performance of the Fund. If you would like more information before you invest, please consult the most recent Declaration of Trust (DOT). The rights and duties of the investor are in the DOT.

- The Fund employs a risk management policy based on duration. Duration measures the sensitivity of NAVpU to interest rate movements. As interest rates rise, bond prices fall. The higher the duration, the more the NAVpU will fluctuate in relation to changes in interest rates.

FUND PERFORMANCE AND STATISTICS AS OF 30 JULY 2020

(Purely for reference purposes and is not a guarantee of future results)

NAVPU Graph



NAVPU over the past 12 months

Highest	112.0630
Lowest	107.6689

Key Statistics

Weighted Ave. Duration	0.81
Volatility, Past 1 Year*	0.000472
Sharpe Ratio**	2.01
Information Ratio***	NA

Portfolio Composition (%)

Cash	8.49
Government Securities	91.51
Corporate Bonds	0.00
Total	100.00

Top Five Holdings (%)

RTB 5-11	14.17
RTB 3-10	14.15
T-Bill	8.12
T-Bill	8.10
RTB 3-9	6.91

	Cumulative Return			Annualized Return	
	1Mo	YTD	1Yr	3Yrs	5Yrs
Fund	0.15%	2.41%	3.85%	3.45%	NA
Benchmark****	0.36%	3.03%	NA	NA	NA

*Volatility measures the degree to which the Fund fluctuates on a daily basis vis-à-vis its average return over a period of time.

**Sharpe Ratio is used to characterize how well the return of a Fund compensates the investor for the level of risk taken. The higher the number, the better.

***Information Ratio measures reward-to-risk efficiency of the portfolio relative to the benchmark. The higher the number, the higher the reward per unit of risk.

****New benchmark approved October 31, 2019.

OTHER DISCLOSURES

RELATED PARTY TRANSACTIONS. The Fund has deposit placements with EastWest Bank amounting to P27.621 million. The investment outlets were approved by the Board of Directors. All related party transactions are conducted on a best execution and arm's length basis.

OUTLOOK AND STRATEGY. Inflation came in higher-than-expected at 2.5% in June, mostly due to supply-side disruptions brought by lockdown measures. Risks to inflation targets are low as demand-side pressures on consumer prices are still muted given the uncertainties surrounding the pandemic. Downward bias for local interest rates is likely to continue. The Fund looks to invest in liquid fixed income securities and maintain portfolio duration within acceptable limits.

PROSPECTIVE INVESTMENTS. The Fund's prospective investments may include securities issued or guaranteed by the Philippine government, tradable securities issued by financial institutions or private corporations, marketable instruments and loans that are traded in an organized exchange, bank deposits, similar collective investment vehicles subject to existing BSP regulations, and such other investment outlets/categories the BSP allow.

EAST WEST BANKING CORPORATION
**EASTWEST PESO INTERMEDIATE TERM BOND FUND
 KEY INFORMATION AND INVESTMENT DISCLOSURE STATEMENT**
For the Month 30 July 2020
FUND FACTS

Classification:	Peso Bond Fund	Net Asset Value per Unit (NAVPU):	P2,122.0579
Launch Date:	18 February 2005	Total Fund NAV:	P365.600 million
Min. Initial Investment	P10,000	Dealing Day:	Daily, up to 12 noon
Min. Additional Investment:	P1,000	Redemption Settlement:	Next banking day from date of redemption
Min. Holding Period:	30 calendar days	Early Redemption Charge:	P500 or 0.25% of the amount withdrawn, whichever is higher
Applicable Tax:	20% Final Tax	Valuation:	Marked-to-Market

FEES*

Trustee Fee: 0.085989% EastWest Bank – TAMG	Custodianship Fee: 0.008307% HSBC	External Audit Fee: 0.000000% SGV	Other Fees: 0.000000%
--	--	--	--------------------------

*Ratio of expense to the quarter's average daily net asset value.

INVESTMENT OBJECTIVE AND STRATEGY

The Fund aims to provide for its participants the potential to earn intermediate-term returns higher than traditional bank deposits. The Fund maintains a total portfolio duration of more than one year to less than three years. The Fund's benchmark is the Bloomberg Philippine Sovereign Bond Index 1-3 Year.

CLIENT SUITABILITY

A client profiling process should be performed prior to participating in the Fund to guide the prospective investor if the Fund is suited to his/her investment objectives and risk tolerance. Clients are advised to read the Declaration of Trust/Plan Rules of the Fund, which may be obtained from the Trustee, before deciding to invest.

The Fund is suitable for investors who:

- Have a moderate risk appetite
- Are looking for capital growth over an investment time horizon of at least three years

KEY RISKS AND RISK MANAGEMENT

You should not invest in this Fund if you do not understand or are not comfortable with the accompanying risks.

- Investors may not get back the value of their original investment.
- The value of the Fund may rise or fall. You may lose some or all of your investment depending on the performance of the underlying securities. Factors that may affect the performance of these securities include, without limitation, market risks, fluctuations in interest rates, political instability, exchange controls, changes in taxation and foreign investment policies. Some of the key risks associated with the Fund are described below:
 - Market risk – Potential or actual losses arising from adverse changes in market prices of securities.
 - Liquidity risk – Potential or actual losses arising from the Fund's inability to convert its assets into cash immediately at minimal cost.

- ❖ **THE UIT FUND IS NOT A DEPOSIT AND IS NOT INSURED BY THE PHILIPPINE DEPOSIT INSURANCE CORPORATION (PDIC)**
- ❖ **THE RETURNS CANNOT BE GUARANTEED AND HISTORICAL NAVPU IS FOR ILLUSTRATION OF NAVPU MOVEMENTS / FLUCTUATIONS ONLY**
- ❖ **WHEN REDEEMING, THE PROCEEDS MAY BE WORTH LESS THAN THE ORIGINAL INVESTMENT AND ANY LOSSES WILL BE SOLELY FOR THE ACCOUNT OF THE CLIENT**
- ❖ **THE TRUSTEE IS NOT LIABLE FOR ANY LOSS UNLESS UPON WILLFUL DEFAULT, BAD FAITH OR GROSS NEGLIGENCE**

- Credit risk – Potential or actual losses arising from inability of borrower to pay principal and/or interest in a timely manner on loans, bonds and other debt securities.

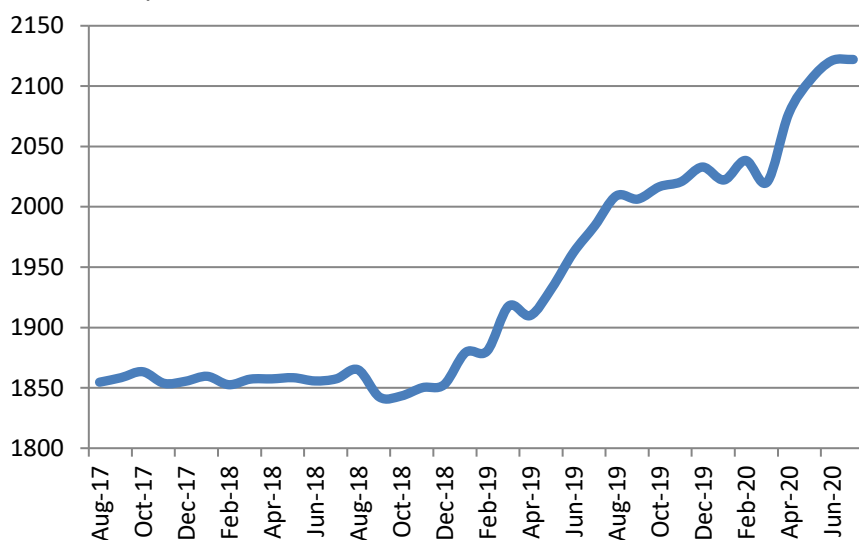
These are the principal risk factors which may affect the performance of the Fund. If you would like more information before you invest, please consult the most recent Declaration of Trust (DOT). The rights and duties of the investor are in the DOT.

- The Fund employs a risk management policy based on duration. Duration measures the sensitivity of NAVPU to interest rate movements. As interest rates rise, bond prices fall. The higher the duration, the more the NAVPU will fluctuate in relation to changes in interest rates.

FUND PERFORMANCE AND STATISTICS AS OF 30 JULY 2020

(Purely for reference purposes and is not a guarantee of future results)

NAVPU Graph



NAVPU over the past 12 months

Highest	2,124.8983
Lowest	1,988.4416

Key Statistics

Weighted Ave. Duration	2.11
Volatility, Past 1 Year*	0.001365
Sharpe Ratio**	2.10
Information Ratio***	NA

Portfolio Composition (%)

Cash	24.31
Government Securities	75.69
Corporate Bonds	0.00
Total	100.00

Top Five Holdings (%)

RTB 5-12	30.59
FXTN 7-61	15.38
RTB 5-11	14.39
TD - Other Bank	13.77
TD - Own Bank	10.54

	Cumulative Return			Annualized Return	
	1Mo	YTD	1Yr	3Yrs	5Yrs
Fund	0.05%	4.38%	6.94%	4.68%	3.09%
Benchmark****	0.46%	5.73%	NA	NA	NA

*Volatility measures the degree to which the Fund fluctuates on a daily basis vis-à-vis its average return over a period of time.

**Sharpe Ratio is used to characterize how well the return of a Fund compensates the investor for the level of risk taken. The higher the number, the better.

***Information Ratio measures reward-to-risk efficiency of the portfolio relative to the benchmark. The higher the number, the higher the reward per unit of risk.

****New benchmark approved October 31, 2019.

OTHER DISCLOSURES

RELATED PARTY TRANSACTIONS. The Fund has deposits with EastWest Bank amounting to P38.385 million. The investment outlets were approved by the Board of Directors. All related party transactions are conducted on a best execution and arm's length basis.

OUTLOOK AND STRATEGY. Inflation came in higher-than-expected at 2.5% in June, mostly due to supply-side disruptions brought by lockdown measures. Risks to inflation targets are low as demand-side pressures on consumer prices are still muted given the uncertainties surrounding the pandemic. Downward bias for local interest rates is likely to continue. The Fund looks to invest in liquid fixed income securities and maintain portfolio duration within acceptable limits.

PROSPECTIVE INVESTMENTS. The Fund's prospective investments include securities issued by or guaranteed by the Philippine government, marketable fixed income securities issued by corporations and traded in an organized exchange, securities issued by or guaranteed by any government of a foreign country or any political subdivision of a foreign country, securities issued by any supranational entity, loans traded in an organized exchange, savings and time deposits in any bank or financial institution, and other tradable investment outlets categories as the BSP may allow.

EAST WEST BANKING CORPORATION
**EASTWEST DOLLAR INTERMEDIATE TERM BOND FUND
 KEY INFORMATION AND INVESTMENT DISCLOSURE STATEMENT**

For the Month 30 July 2020

FUND FACTS

Classification:	US Dollar Bond Fund	Net Asset Value per Unit (NAVPU):	USD 143.9811
Launch Date:	18 March 2005	Total Fund NAV:	USD 4.519 million
Minimum Initial Investment:	USD 2,000	Dealing Day:	Daily, up to 12 noon
Minimum Additional investment:	USD 200	Redemption Settlement:	3 banking days from date of redemption
Minimum Holding Period:	30 calendar days	Early Redemption Charge:	USD 10.00 or 0.25% of the amount withdrawn, whichever is higher
Applicable Tax:	15% Final Tax	Valuation:	Marked-to-Market

FEES*

Trustee Fee: 0.043052% EastWest Bank – TAMG	Custodianship Fee: 0.007146% HSBC	External Audit Fee: 0.000000% SGV	Other Fees: 0.000000%
--	--	--	--------------------------

*Ratio of expense to the quarter's average daily net asset value.

INVESTMENT OBJECTIVE AND STRATEGY

The Fund aims to achieve for its participants the potential to earn enhanced intermediate-term returns by investing in sovereign bonds issued by the Republic of the Philippines and other countries, corporate notes and bonds, term deposits and other tradable instruments. The Fund maintains a total portfolio duration of up to three years. The Fund's benchmark is the 25% Bloomberg Barclays EM USD Sovereign: Philippines Total Return Index + 75% Average Philippine US Dollar Savings Deposit Rate.

CLIENT SUITABILITY

A client profiling process should be performed prior to participating in the Fund to guide the prospective investor if the Fund is suited to his/her investment objectives and risk tolerance. Clients are advised to read the Declaration of Trust/Plan Rules of the Fund, which may be obtained from the Trustee, before deciding to invest.

The Fund is suitable for investors who:

- Have a moderate risk appetite
- Are looking for capital growth over an investment time horizon of at least three years

KEY RISKS AND RISK MANAGEMENT

You should not invest in this Fund if you do not understand or are not comfortable with the accompanying risks.

- Investors may not get back the value of their original investment.
- The value of the Fund may rise or fall. You may lose some or all of your investment depending on the performance of the underlying securities. Factors that may affect the performance of these securities include, without limitation, market risks, fluctuations in interest rates, political instability, exchange controls, changes in taxation and foreign investment policies. Some of the key risks associated with the Fund are described below:
 - Market risk – Potential or actual losses arising from adverse changes in market prices of securities.
 - Liquidity risk – Potential or actual losses arising from the Fund's inability to convert its assets into cash immediately at minimal cost.

- ❖ **THE UIT FUND IS NOT A DEPOSIT AND IS NOT INSURED BY THE PHILIPPINE DEPOSIT INSURANCE CORPORATION (PDIC)**
- ❖ **THE RETURNS CANNOT BE GUARANTEED AND HISTORICAL NAVPU IS FOR ILLUSTRATION OF NAVPU MOVEMENTS / FLUCTUATIONS ONLY**
- ❖ **WHEN REDEEMING, THE PROCEEDS MAY BE WORTH LESS THAN THE ORIGINAL INVESTMENT AND ANY LOSSES WILL BE SOLELY FOR THE ACCOUNT OF THE CLIENT**
- ❖ **THE TRUSTEE IS NOT LIABLE FOR ANY LOSS UNLESS UPON WILLFUL DEFAULT, BAD FAITH OR GROSS NEGLIGENCE**

- Credit risk – Potential or actual losses arising from inability of borrower to pay principal and/or interest in a timely manner on loans, bonds and other debt securities.

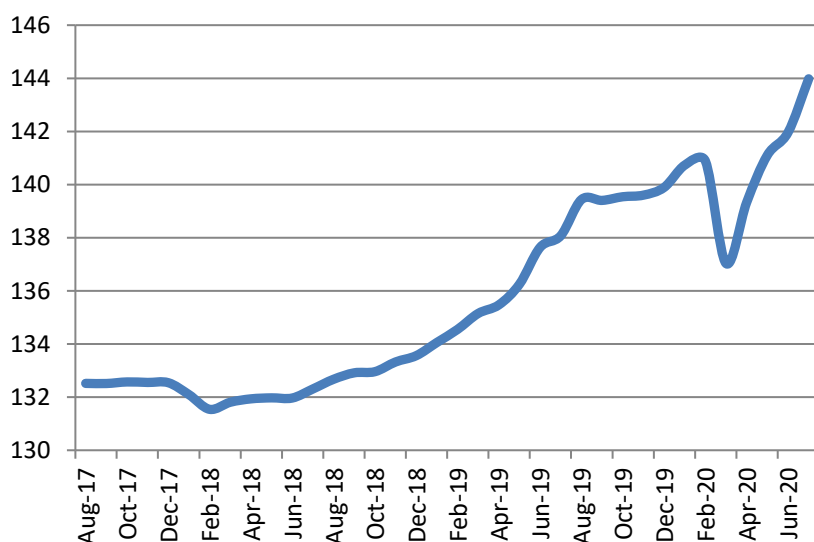
These are the principal risk factors which may affect the performance of the Fund. If you would like more information before you invest, please consult the most recent Declaration of Trust (DOT). The rights and duties of the investor are in the DOT.

- The Fund employs a risk management policy based on duration. Duration measures the sensitivity of NAVPU to interest rate movements. As interest rates rise, bond prices fall. The higher the duration, the more the NAVPU will fluctuate in relation to changes in interest rates.

FUND PERFORMANCE AND STATISTICS AS OF 30 JULY 2020

(Purely for reference purposes and is not a guarantee of future results)

NAVPU Graph



NAVPU over the past 12 months

Highest	143.9811
Lowest	133.5232

Key Statistics

Weighted Ave. Duration	2.31
Volatility, Past 1 Year*	0.00217
Sharpe Ratio**	0.96
Information Ratio***	NA

Portfolio Composition (%)

Government Securities	59.07
Cash	26.40
Corporate Bonds	14.53
Total	100.00

Top Five Holdings (%)

ROP 24	24.59
PSALM 24	13.85
TD - Other Bank	13.82
ROP 21	13.54
ROP 25	12.74

	Cumulative Return			Annualized Return	
	1Mo	YTD	1Yr	3Yrs	5Yrs
Fund	1.42%	2.92%	4.28%	2.88%	2.28%
Benchmark****	1.20%	2.19%	NA	NA	NA

*Volatility measures the degree to which the Fund fluctuates on a daily basis vis-à-vis its average return over a period of time.

**Sharpe Ratio is used to characterize how well the return of a Fund compensates the investor for the level of risk taken. The higher the number, the better.

***Information Ratio measures reward-to-risk efficiency of the portfolio relative to the benchmark. The higher the number, the higher the reward per unit of risk.

****New benchmark approved October 31, 2019

OTHER DISCLOSURES

RELATED PARTY TRANSACTIONS. The Fund has deposits with EastWest Bank amounting to \$336.752 thousand. The investment outlets were approved by the Board of Directors. Moreover, all related party transactions are conducted on a best execution and arm's length basis.

OUTLOOK AND STRATEGY. US GDP plunged by -32.9% in the first estimate of second quarter growth. Personal consumption made the largest negative contribution, highlighting the effects of the pandemic on consumer demand. US Federal Reserve kept policy rates unchanged, but issued a dovish guidance as employment and economic activity remain below pre-pandemic levels. The Fund looks to invest in liquid securities and maintain portfolio duration within acceptable limits.

PROSPECTIVE INVESTMENTS. The Fund's prospective investments include securities issued by or guaranteed by the Philippine government, marketable fixed income securities issued or guaranteed by corporations and traded in an organized exchange, securities issued or guaranteed by any government of foreign country or any political subdivision of foreign country, securities issued or guaranteed by any supranational entity, loans traded in an organized exchange, savings and time deposits in any bank of financial institution, and other tradable investment outlets categories as the BSP may allow.

EAST WEST BANKING CORPORATION
**EASTWEST PESO LONG TERM BOND FUND
 KEY INFORMATION AND INVESTMENT DISCLOSURE STATEMENT**

For the Month 30 July 2020

FUND FACTS

Classification:	Peso Bond Fund	Net Asset Value per Unit (NAVPU):	P1,807.5036
Launch Date:	1 March 2007	Total Fund NAV:	P347.310 million
Min. Initial Investment:	P50,000	Dealing Day:	Daily, up to 12 noon
Min. Additional Investment:	P1,000	Redemption Settlement:	Next banking day from date of redemption
Min. Holding Period:	180 calendar days	Early Redemption Charge:	P500 or 0.25% of the amount withdrawn, whichever is higher.
Applicable Tax:	20% Final Tax	Valuation:	Marked-to-Market

FEES*

Trustee Fee: 0.086090% EastWest Bank – TAMG	Custodianship Fee: 0.006936% HSBC	External Audit Fee: 0.000000% SGV	Other Fees: 0.000000%
--	--	--	--------------------------

*Ratio of expense to the quarter's average daily net asset value.

INVESTMENT OBJECTIVE AND STRATEGY

The Fund aims to provide for its participants the potential to earn higher long-term returns by investing in a diversified portfolio of deposits and tradable debt securities issued by Philippine corporations, government and its agencies. The Fund has an average total portfolio duration of more than five years. The Fund's benchmark is the Bloomberg Philippine Sovereign Bond Index AI.

CLIENT SUITABILITY

A client profiling process should be performed prior to participating in the Fund to guide the prospective investor if the Fund is suited to his/her investment objectives and risk tolerance. Clients are advised to read the Declaration of Trust/Plan Rules of the Fund, which may be obtained from the Trustee, before deciding to invest.

The Fund is suitable for investors who:

- Have an aggressive risk appetite
- Are looking for long-term capital growth over an investment time horizon of at least five years

KEY RISKS AND RISK MANAGEMENT

You should not invest in this Fund if you do not understand or are not comfortable with the accompanying risks.

- Investors may not get back the value of their original investment upon redemption.
- The value of the Fund may rise or fall. You may lose some or all of your investment depending on the performance of the underlying securities. Factors that may affect the performance of these securities include, without limitation, market risks, fluctuations in interest rates, political instability, exchange controls, changes in taxation and foreign investment policies. Some of the key risks associated with the Fund are described below:
 - Market risk – Potential or actual losses arising from adverse changes in market prices of securities.
 - Liquidity risk – Potential or actual losses arising from the Fund's inability to convert its assets into cash immediately at minimal cost.
 - Credit risk – Potential or actual losses arising from inability of borrower to pay principal and/or interest in a timely manner on loans, bonds and other debt securities.

- ❖ **THE UIT FUND IS NOT A DEPOSIT AND IS NOT INSURED BY THE PHILIPPINE DEPOSIT INSURANCE CORPORATION (PDIC)**
- ❖ **THE RETURNS CANNOT BE GUARANTEED AND HISTORICAL NAVPU IS FOR ILLUSTRATION OF NAVPU MOVEMENTS / FLUCTUATIONS ONLY**
- ❖ **WHEN REDEEMING, THE PROCEEDS MAY BE WORTH LESS THAN THE ORIGINAL INVESTMENT AND ANY LOSSES WILL BE SOLELY FOR THE ACCOUNT OF THE CLIENT**
- ❖ **THE TRUSTEE IS NOT LIABLE FOR ANY LOSS UNLESS UPON WILLFUL DEFAULT, BAD FAITH OR GROSS NEGLIGENCE**

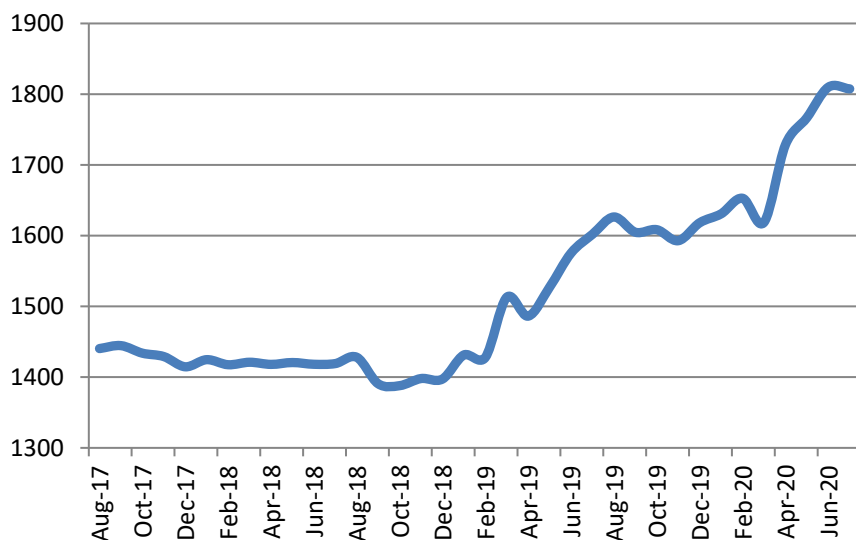
These are the principal risk factors which may affect the performance of the Fund. If you would like more information before you invest, please consult the most recent Declaration of Trust (DOT). The rights and duties of the investor are in the DOT.

- The Fund employs a risk management policy based on duration. Duration measures the sensitivity of NAVPU to interest rate movements. As interest rates rise, bond prices fall. The higher the duration, the more the NAVPU will fluctuate in relation to changes in interest rates.

FUND PERFORMANCE AND STATISTICS AS OF 30 JULY 2020

(Purely for reference purposes and is not a guarantee of future results)

NAVPU Graph



NAVPU over the past 12 months

Highest	1,813.2597
Lowest	1,571.9455

Key Statistics

Weighted Ave. Duration	6.21
Volatility, Past 1 Year*	0.004436
Sharpe Ratio**	1.47
Information Ratio***	NA

Portfolio Composition (%)

Cash	32.60
Government Securities	67.40
Corporate Bonds	0.00
Total	100.00

Top Five Holdings (%)

FXTN 20-23	28.08
TD - Own Bank	14.76
FXTN 10-65	14.64
FXTN 10-63	13.79
FXTN 10-64	10.89

	Cumulative Return			Annualized Return	
	1Mo	YTD	1Yr	3Yrs	5Yrs
Fund	-0.13%	11.70%	12.83%	8.14%	4.52%
Benchmark****	0.26%	12.53%	NA	NA	NA

*Volatility measures the degree to which the Fund fluctuates on a daily basis vis-à-vis its average return over a period of time.

**Sharpe Ratio is used to characterize how well the return of a Fund compensates the investor for the level of risk taken. The higher the number, the better.

***Information Ratio measures reward-to-risk efficiency of the portfolio relative to the benchmark. The higher the number, the higher the reward per unit of risk.

****New benchmark approved October 31, 2019.

OTHER DISCLOSURES

RELATED PARTY TRANSACTIONS. The Fund has deposits with EastWest Bank amounting to P51.162 million. The investment outlets were approved by the Board of Directors. All related party transactions are conducted on a best execution and arm's length basis.

OUTLOOK AND STRATEGY. Inflation came in higher-than-expected at 2.5% in June, mostly due to supply-side disruptions brought by lockdown measures. Risks to inflation targets are low as demand-side pressures on consumer prices are still muted given the uncertainties surrounding the pandemic. Downward bias for local interest rates is likely to continue. The Fund looks to invest in liquid fixed income securities and maintain portfolio duration within acceptable limits.

PROSPECTIVE INVESTMENTS. The Fund's prospective investments include securities issued by or guaranteed by the Philippine government, marketable fixed income securities issued or guaranteed by corporations and traded in an organized exchange, securities issued or guaranteed by any government of a foreign country or any political subdivision of a foreign country, securities issued or guaranteed by any supranational entity, loans traded in an organized exchange, savings and time deposits in any bank or financial institution, and other tradable investment outlets categories as the BSP may allow.

EastWest Bank – Trust and Asset Management Group, 3F EastWest Corporate Center, 5th Avenue corner 23rd St., Bonifacio Global City, Taguig City | Telephone Numbers: (02) 85753888 local 3020/3037 | Website: www.eastwestbanker.com. For inquiries or complaints, you may contact EastWest Bank through our 24/7 Customer Service Hotline 8888-1700.

EASTWEST BANKING CORPORATION
**EASTWEST PHILEQUITY FEEDER FUND
 KEY INFORMATION AND INVESTMENT DISCLOSURE STATEMENT**

For the Month 30 July 2020

FUND FACTS

Classification:	Equity Feeder Fund	Net Asset Value per Unit (NAVpU):	Php 788.3054
Launch Date:	October 29, 2014	Total Fund NAV:	Php 209.809 million
Min. Initial Investment:	Php10,000.00	Dealing Day:	Daily, up to 12 noon
Min. Additional Investment:	Php1,000.00	Redemption Settlement:	4 banking days from date of redemption
Min. Holding Period:	30 calendar days	Early Redemption Charge:	Php500 or 0.25% of the redemption amount, whichever is higher
Applicable Tax:	20% final tax on interest income from fixed income, money market investments	Valuation:	Marked-to-Market

FEES*

Trustee Fee: 0.086056% EastWest Bank – TAMG	Custodianship Fee: 0.000070%	External Audit Fee: 0.000000% SGV	Other Fees: 0.000000%
--	---------------------------------	--	--------------------------

*Ratio of expense to the quarter's average daily net asset value.

INVESTMENT OBJECTIVE AND STRATEGY

The Fund, operating as a feeder fund, intends to achieve for its participants long-term capital appreciation through investing primarily in a portfolio of listed Philippine equities. The Fund aims to match or exceed the return of the Philippine Stock Exchange Index (PSEi). Toward this end, the Fund shall invest all or substantially its assets in the Philequity Fund, Inc.

CLIENT SUITABILITY

Client profiling process should be performed prior to participating in the Fund to guide the prospective investor if the Fund is suited to his/her investment objectives and risk tolerance. Clients are advised to read the Declaration of Trust/Plan Rules of the Fund, which may be obtained from the Trustee, before deciding to invest.

- The Fund is suitable for investors who: (a) have high risk appetite; and (b) are looking for capital growth over an investment time horizon of at least 5 years through a managed portfolio of equity securities.

KEY RISKS AND RISK MANAGEMENT

You should not invest in this Fund if you do not understand or are not comfortable with the accompanying risks.

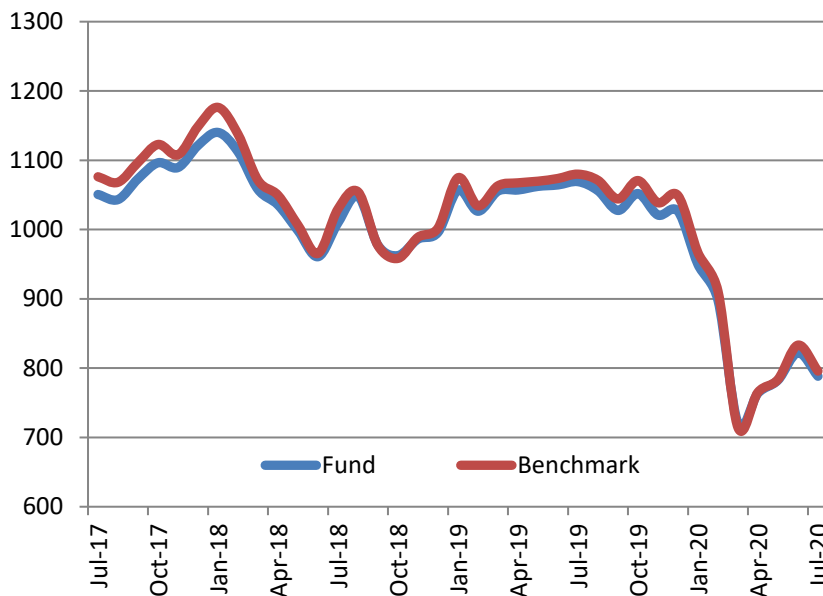
- The target fund, Philequity Fund, employs a risk management policy based on appropriate diversification of investments intended to generate long term appreciation of the Fund.
- Investors may not get back the value of their original investment upon redemption.
- The value of the Fund may rise or fall. You may lose some or all of your investment depending on the performance of the underlying securities. Factors that may affect the performance of these securities include, without limitation, market risks, fluctuations in interest rates, political instability, exchange controls, changes in taxation and foreign investment policies. Some of the key risks associated with the Fund are described below:
 - Counterparty risk -- Potential or actual losses arising from risks particular to a feeder fund arrangement, as the fund is significantly dependent upon the target fund's communicated investment strategy including excessive concentration as well as timing of data transmittal.

- ❖ **THE UIT FUND IS NOT A DEPOSIT AND IS NOT INSURED BY THE PHILIPPINE DEPOSIT INSURANCE CORPORATION (PDIC).**
- ❖ **THE RETURNS CANNOT BE GUARANTEED AND HISTORICAL NAVPU IS FOR ILLUSTRATION OF NAVPU MOVEMENTS / FLUCTUATIONS ONLY.**
- ❖ **WHEN REDEEMING, THE PROCEEDS MAY BE WORTH LESS THAN THE ORIGINAL INVESTMENT AND ANY LOSSES WILL BE SOLELY FOR THE ACCOUNT OF THE CLIENT.**
- ❖ **THE TRUSTEE IS NOT LIABLE FOR ANY LOSS UNLESS UPON WILLFUL DEFAULT, BAD FAITH OR GROSS NEGLIGENCE.**

EastWest Bank – Trust and Asset Management Group, 3F EastWest Corporate Center, 5th Ave. cor. 23rd St., Bonifacio Global City Taguig. Telephone Numbers: (02) 8575-3888 local 3020/3037 Website: www.eastwestbanker.com. For inquiries or complaints, you may contact EastWest Bank through our 24/7 Customer Service Hotline 8888-1700.

- Market risk – Potential or actual losses arising from adverse changes in market prices of securities.
- Liquidity Risk – Potential or actual losses arising from the Fund's inability to convert its assets into cash immediately at minimal cost.
- These are the principal risk factors which may affect the performance of the Fund. If you would like more information before you invest, please consult the most recent Declaration of Trust (DOT). The rights and duties of the investor are in the DOT.

FUND PERFORMANCE AND STATISTICS AS OF 30 JULY 2020
(Purely for reference purposes and is not a guarantee of future results)
NAVPU Graph



NAVPU over the past 12 months	
Highest	1,082.7100
Lowest	644.3890

Key Statistics	
Volatility, Past 1 Year*	0.017396
Sharpe Ratio**	0.00
Information Ratio***	0.01

Portfolio Composition (%)

PhilEquity Fund	100.00
-----------------	--------

PhilEquity Fund Top Ten Holdings (%)

SM Investments Corp.	13.41
SM Prime Holdings, Inc.	7.87
Ayala Corporation	7.60
Ayala Land, Inc.	7.16
BDO Unibank, Inc.	5.18
Bank of the Philippine Islands	4.95
JG Summit Holdings, Inc.	4.85
Universal Robina Corporation	4.34
PLDT, Inc.	4.13
Aboitiz Equity Ventures, Inc.	3.59

Returns	Cumulative			
	1Mo	YTD	1Yr	Annualized 3Yr
Fund	-4.12%	-23.20%	-26.27%	-24.96%
Benchmark	-4.50%	-24.14%	-26.32%	-26.06%

*Volatility measures the degree to which the Fund fluctuates on a daily basis vis-à-vis its average return over a period of time.

**Sharpe Ratio is used to characterize how well the return of a Fund compensates the investor for the level of risk taken. The higher the number, the better.

***Information Ratio measures reward-to-risk efficiency of the portfolio relative to the benchmark. The higher the number, the higher the reward per unit of risk.

OTHER DISCLOSURES

RELATED PARTY TRANSACTIONS. The Fund's target fund (PhilEquity Fund, Inc.) has holdings of Filinvest Land Inc. and East West Banking Corporation shares of stocks.

OUTLOOK AND STRATEGY President Duterte extended the general community quarantine in Metro Manila for another 15 days as cases spike to 80,000 in the country. 2Q earnings season began on a grim note as banks continued to provision record high amounts in anticipation of an increase in non-performing loans. Investors were mostly on a wait-and-see mode after BSP Gov Diokno stated that 2Q GDP may shrink between 5.7 to 6.7% when Metro Manila was placed on strict enhanced community quarantine. Expect markets to remain volatile as an increase in coronavirus cases may force the economy to lockdown once again.

PROSPECTIVE INVESTMENT. The Fund's prospective investments, depending on availability and market development, may include but are not limited to, PhilEquity Fund, Time Deposits, Government Securities and tradable fixed income securities issued by local financial institutions or private corporations. Investment in the PhilEquity Fund may amount up to 100% of total assets but shall not fall below 90% of total assets of the Fund.

EastWest Bank – Trust and Asset Management Group, 3F EastWest Corporate Center, 5th Ave. cor. 23rd St., Bonifacio Global City Taguig. Telephone Numbers: (02) 8575-3888 local 3020/3037 Website: www.eastwestbanker.com. For inquiries or complaints, you may contact EastWest Bank through our 24/7 Customer Service Hotline 8888-1700.

**EASTWEST PSEI TRACKER FUND
 KEY INFORMATION AND INVESTMENT DISCLOSURE STATEMENT**

For the Month 30 July 2020

FUND FACTS

Classification:	PSEi Tracker Fund	Net Asset Value per Unit (NAVpU):	Php 84.9161
Launch Date:	December 1, 2015	Total Fund NAV:	Php 2,087.9740 million
Min. Initial Investment:	Php10,000.00	Dealing Day:	Daily, up to 12 noon
Min. Additional Investment:	Php1,000.00	Redemption Settlement:	4 banking days from date of redemption
Min. Holding Period:	30 calendar days	Early Redemption Charge:	Php500 or 0.25% of the redemption amount, whichever is higher
Applicable Tax:	20% final tax on interest income from fixed income, money market investments	Valuation:	Marked-to-Market

FEES*

Trustee Fee: 0.064507% EastWest Bank – TAMG	Custodianship Fee: 0.020516% HSBC	External Audit Fee: 0.000000% SGV	Other Fees: 0.000035%
--	--	--	--------------------------

*Ratio of expense to the quarter's average daily net asset value.

INVESTMENT OBJECTIVE AND STRATEGY

The Fund seeks to achieve investment returns that track the performance of the Philippine Stock Exchange Index (PSEi) by investing in a diversified portfolio of stocks comprising the PSEi in the same weights as the index. The Fund will be passively managed by EW Trust Division.

CLIENT SUITABILITY

Client profiling process should be performed prior to participating in the Fund to guide the prospective investor if the Fund is suited to his/her investment objectives and risk tolerance. Clients are advised to read the Declaration of Trust/Plan Rules of the Fund, which may be obtained from the Trustee, before deciding to invest.

- The Fund is ideal for investors who: (a) have high risk appetite; and (b) are looking for capital growth with a long-term investment horizon of at least ten (10) years.

KEY RISKS AND RISK MANAGEMENT

You should not invest in this Fund if you do not understand or are not comfortable with the accompanying risks.

- Investors may not get back the value of their original investment upon redemption.
- The value of the Fund may rise or fall. You may lose some or all of your investment depending on the performance of the underlying securities. Factors that may affect the performance of these securities include, without limitation, market risks, fluctuations in interest rates, political instability, exchange controls, changes in taxation and foreign investment policies. Some of the key risks associated with the Fund are described below:
 - Market risk – Potential or actual losses arising from adverse changes in market prices of securities.

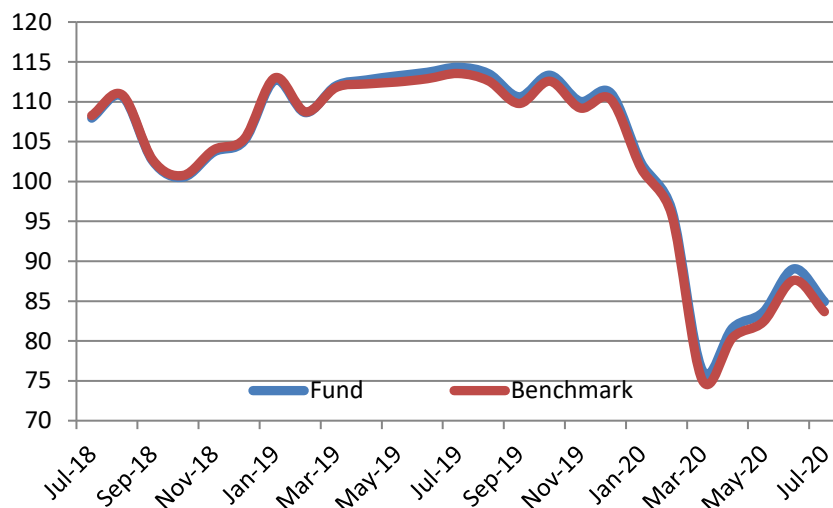
- ❖ **THE UIT FUND IS NOT A DEPOSIT AND IS NOT INSURED BY THE PHILIPPINE DEPOSIT INSURANCE CORPORATION (PDIC).**
- ❖ **THE RETURNS CANNOT BE GUARANTEED AND HISTORICAL NAVPU IS FOR ILLUSTRATION OF NAVPU MOVEMENTS / FLUCTUATIONS ONLY.**
- ❖ **WHEN REDEEMING, THE PROCEEDS MAY BE WORTH LESS THAN THE ORIGINAL INVESTMENT AND ANY LOSSES WILL BE SOLELY FOR THE ACCOUNT OF THE CLIENT.**
- ❖ **THE TRUSTEE IS NOT LIABLE FOR ANY LOSS UNLESS UPON WILLFUL DEFAULT, BAD FAITH OR GROSS NEGLIGENCE.**

EastWest Bank – Trust and Asset Management Group, 3F EastWest Corporate Center, 5th Ave. cor. 23rd St., Bonifacio Global City Taguig. Telephone Numbers: (02) 8575-3888 local 3020/3037 Website: www.eastwestbanker.com. For inquiries or complaints, you may contact EastWest Bank through our 24/7 Customer Service Hotline 8888-1700.

- Liquidity risk – Potential or actual losses arising from the Fund’s inability to convert its assets into cash immediately at minimal cost.
- Index Tracking risk – Potential or actual losses arising from not being able to achieve a level of return that matches the index being tracked by the fund.
- These are the principal risk factors which may affect the performance of the Fund. If you would like more information before you invest, please consult the most recent Declaration of Trust (DOT). The rights and duties of the investor are in the DOT.

FUND PERFORMANCE AND STATISTICS AS OF 30 JULY 2020
(Purely for reference purposes and is not a guarantee of future results)

NAVPU Graph



NAVPU over the past 12 months

Highest	116.694
Lowest	66.5939

Key Statistics

Volatility, Past 1 Year*	0.01959
Sharpe Ratio**	0
Tracking Error***	0.0006

Top Ten Holdings (%)

SM Investments Corporation	16.70
SM Prime Holdings, Inc.	10.34
Ayala Land, Inc.	8.93
Ayala Corporation	6.95
J.G. Summit Holdings, Inc.	6.23
BDO Unibank, Inc.	5.63
Bank of the Philippine Islands	4.90
Aboitiz Equity Ventures, Inc.	4.21
Universal Robina Corporation	4.02
PLDT, Inc.	3.93

Returns	Cumulative			Annualized
	1Mo	YTD	1Yr	3Yr
Fund	-4.64%	-23.57%	-25.72%	-24.63%
Benchmark	-4.50%	-24.14%	-26.32%	-26.06%

*Volatility measures the degree to which the Fund fluctuates on a daily basis vis-à-vis its average return over a period of time.

**Sharpe Ratio is used to characterize how well the return of a Fund compensates the investor for the level of risk taken. The higher the number, the better.

***Tracking error is a measure of the deviation of the Fund’s returns from the benchmark. The lower the number, the better.

OTHER DISCLOSURES

RELATED PARTY TRANSACTIONS. The Fund has deposits with EastWest Bank amounting to P16.18 million. These investment outlets were approved by the Board of Directors. Likewise, all related party transactions are conducted on best execution and arm’s length basis.

OUTLOOK AND STRATEGY. President Duterte extended the general community quarantine in Metro Manila for another 15 days as cases spike to 80,000 in the country. 2Q earnings season began on a grim note as banks continued to provision record high amounts in anticipation of an increase in non-performing loans. Investors were mostly on a wait-and-see mode after BSP Gov Diokno stated that 2Q GDP may shrink between 5.7 to 6.7% when Metro Manila was placed on strict enhanced community quarantine. Expect markets to remain volatile as an increase in coronavirus cases may force the economy to lockdown once again.

PROSPECTIVE INVESTMENT. The Fund’s prospective investments, depending on availability and market development, may include but are not limited to, stocks in the Philippine Stock Exchange Index, Time Deposits, Government Securities and tradable fixed income securities issued by local financial institutions or private corporations.

EastWest Bank – Trust and Asset Management Group, 3F EastWest Corporate Center, 5th Ave. cor. 23rd St., Bonifacio Global City Taguig. Telephone Numbers: (02) 8575-3888 local 3020/3037 Website: www.eastwestbanker.com. For inquiries or complaints, you may contact EastWest Bank through our 24/7 Customer Service Hotline 8888-1700.

EASTWEST BANKING CORPORATION
**EASTWEST S&P 500 INDEX EQUITY FEEDER FUND
 KEY INFORMATION AND INVESTMENT DISCLOSURE STATEMENT**
For the Month 30 July 2020
FUND FACTS

Classification:	Equity Feeder Fund	Net Asset Value per Unit (NAVpU):	USD 115.3465
Launch Date:	April 23, 2020	Total Fund NAV:	USD 0.9876 million
Min. Initial Investment:	USD 500.00	Dealing Day:	Daily, up to 12 noon
Min. Additional Investment:	USD 200.00	Redemption Settlement:	5 banking days from date of redemption
Min. Holding Period:	30 calendar days	Early Redemption Charge:	USD 10 or 0.25% of the redemption amount, whichever is higher
Applicable Tax:	15% final tax on interest income from fixed income, money market investments, 30% withholding tax on target fund's dividends	Valuation:	Marked-to-Market

FEES*

Trustee Fee: .043017% EastWest Bank – TAMG	Custodianship Fee: xxxx%	External Audit Fee: xxxx% SGV	Other Fees: xxxx%
---	-----------------------------	--	----------------------

*Ratio of expense to the quarter's average daily net asset value.

INVESTMENT OBJECTIVE AND STRATEGY

The Fund, operating as a feeder fund, intends to achieve for its investors long-term capital appreciation through investing primarily in a portfolio of listed United States of America equities. The Fund aims to match or exceed the return of the S&P 500 (SPX). Toward this end, the Fund shall invest all or substantially its assets in the iShares Core S&P 500 Exchange Traded Fund (ETF).

CLIENT SUITABILITY

Client profiling process should be performed prior to participating in the Fund to guide the prospective investor if the Fund is suited to his/her investment objectives and risk tolerance. Clients are advised to read the Declaration of Trust/Plan Rules of the Fund, which may be obtained from the Trustee, before deciding to invest.

- The Fund is suitable for investors who: (a) have high risk appetite; and (b) are looking for capital growth over an investment time horizon of at least 5 years through a managed portfolio of equity securities.

KEY RISKS AND RISK MANAGEMENT

You should not invest in this Fund if you do not understand or are not comfortable with the accompanying risks.

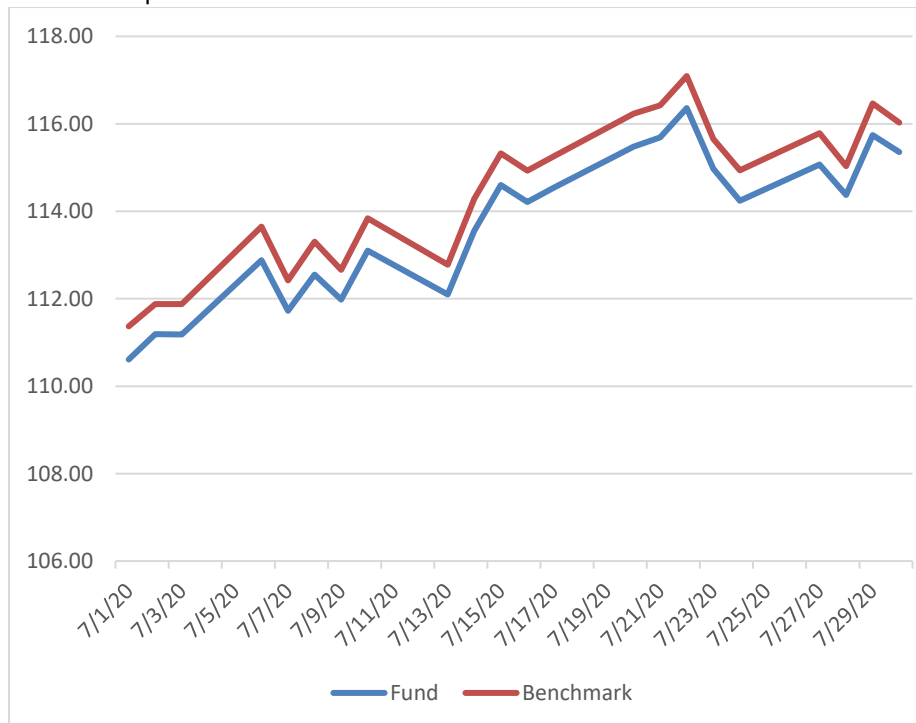
- The target fund, iShares Core S&P 500 Exchange Traded Fund, employs a risk management policy based on appropriate diversification of investments intended to generate long term appreciation of the Fund.
- Investors may not get back the value of their original investment upon redemption.
- The value of the Fund may rise or fall. You may lose some or all of your investment depending on the performance of the underlying securities. Factors that may affect the performance of these securities include, without limitation, market risks, fluctuations in interest rates, political instability, exchange controls, changes in taxation and foreign investment policies. Some of the key risks associated with the Fund are described below:

- ❖ THE UIT FUND IS NOT A DEPOSIT AND IS NOT INSURED BY THE PHILIPPINE DEPOSIT INSURANCE CORPORATION (PDIC).
- ❖ THE RETURNS CANNOT BE GUARANTEED AND HISTORICAL NAVPU IS FOR ILLUSTRATION OF NAVPU MOVEMENTS / FLUCTUATIONS ONLY.
- ❖ WHEN REDEEMING, THE PROCEEDS MAY BE WORTH LESS THAN THE ORIGINAL INVESTMENT AND ANY LOSSES WILL BE SOLELY FOR THE ACCOUNT OF THE CLIENT.
- ❖ THE TRUSTEE IS NOT LIABLE FOR ANY LOSS UNLESS UPON WILLFUL DEFAULT, BAD FAITH OR GROSS NEGLIGENCE.

- Counterparty risk -- Potential or actual losses arising from risks particular to a feeder fund arrangement, as the fund is significantly dependent upon the target fund's communicated investment strategy including excessive concentration as well as timing of data transmittal.
- Market risk – Potential or actual losses arising from adverse changes in market prices of securities.
- Liquidity Risk – Potential or actual losses arising from the Fund's inability to convert its assets into cash immediately at minimal cost.
- These are the principal risk factors which may affect the performance of the Fund. If you would like more information before you invest, please consult the most recent Declaration of Trust (DOT). The rights and duties of the investor are in the DOT.

FUND PERFORMANCE AND STATISTICS AS OF 30 JULY 2020
(Purely for reference purposes and is not a guarantee of future results)

NAVPU Graph



NAVPU over the past 12 months

Highest	116.3600
Lowest	100.0000

Key Statistics

Volatility, Past 1 Year*	N/A
Sharpe Ratio**	N/A
Information Ratio***	N/A

Portfolio Composition (%)

iShares Core S&P 500 ETF	100.00%
--------------------------	---------

iShares Core S&P 500 ETF
Top Ten Holdings (%)

Apple Inc	6.38%
Microsoft Corp	5.73%
Amazon.com, Inc.	4.89%
Facebook Inc A	2.25%
Alphabet Inc A	1.65%
Alphabet Inc Class C	1.60%
Johnson & Johnson	1.42%
Berkshire Hathaway Inc B	1.40%
Procter & Gamble	1.20%
Visa Inc Class A	1.18%

Returns	Cumulative			Annualized
	1Mo	YTD	1Yr	3Yr
Fund	5.01%	N/A	N/A	N/A
Benchmark	4.71%	0.19%	8.92%	31.41%

*Volatility measures the degree to which the Fund fluctuates on a daily basis vis-à-vis its average return over a period of time.

**Sharpe Ratio is used to characterize how well the return of a Fund compensates the investor for the level of risk taken. The higher the number, the better.

***Information Ratio measures reward-to-risk efficiency of the portfolio relative to the benchmark. The higher the number, the higher the reward per unit of risk.

OTHER DISCLOSURES

RELATED PARTY TRANSACTIONS. The Fund has deposits with EastWest Bank amounting to USD 1,272. These investment outlets were approved by the Board of Directors. Likewise, all related party transactions are conducted on best execution and arm's length basis.

OUTLOOK AND STRATEGY US-China tensions once again escalated as diplomatic missions in Houston and Chengdu were forced out of the US and China respectively. Both countries have accused each other of meddling in domestic affairs and this was just the latest barb in the ongoing tit-for-tat trade war. COVID-19 cases surpassed 16 million globally and continues to weigh on global markets. US stocks rallied on the back of the strong technology sector which is seen to benefit largely from the work from home setup brought about by the global quarantine. Expect US markets to continue with its rally as the Fed continues to keep rates accommodative and new stimulus bills are being drawn up in congress.

PROSPECTIVE INVESTMENT. The Fund's prospective investments, depending on availability and market development, may include but are not limited to, iShares Core S&P 500 ETF, Time Deposits, Government Securities and tradable fixed income securities issued by local financial institutions or private corporations. Investment in the iShares Core S&P 500 ETF may amount up to 100% of total assets but shall not fall below 90% of total assets of the Fund.

EastWest Bank – Trust and Asset Management Group, 3F EastWest Corporate Center, 5th Ave. cor. 23rd St., Bonifacio Global City Taguig. Telephone Numbers: (02) 8575-3888 local 3020/3037 Website: www.eastwestbanker.com. For inquiries or complaints, you may contact EastWest Bank through our 24/7 Customer Service Hotline 8888-1700.